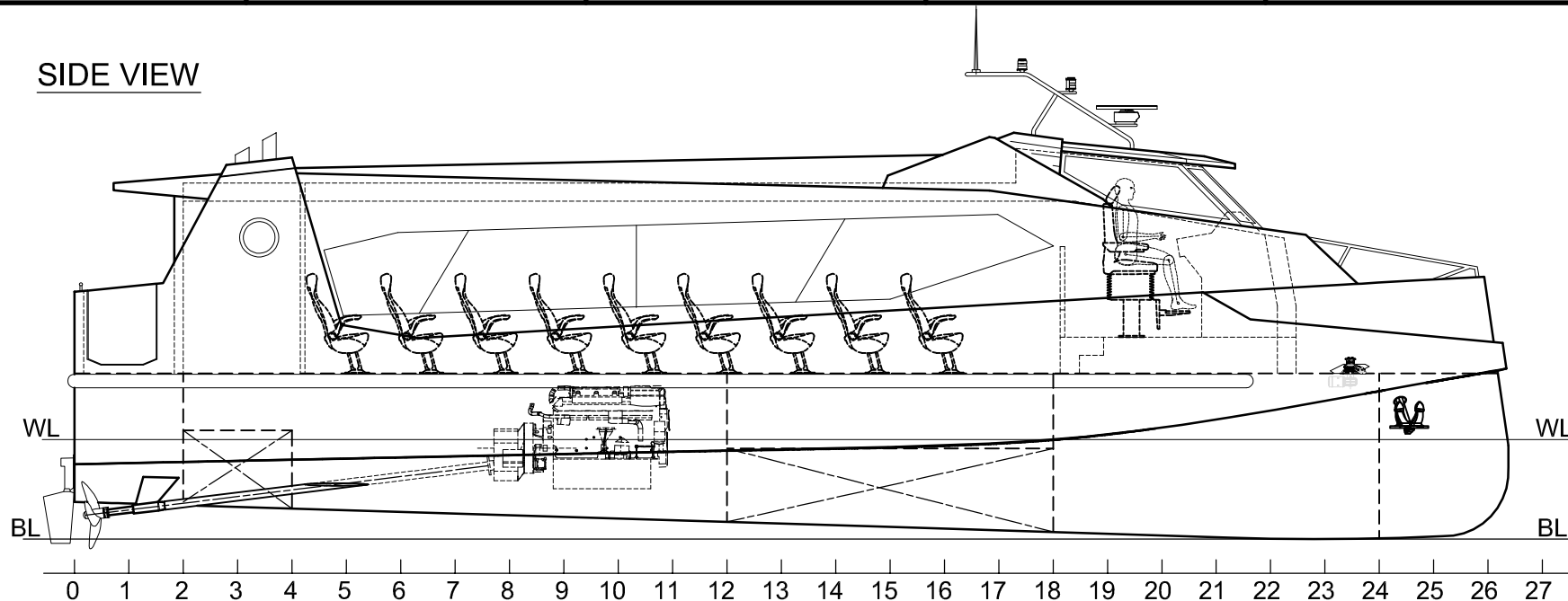


SIDE VIEW



MAIN DECK

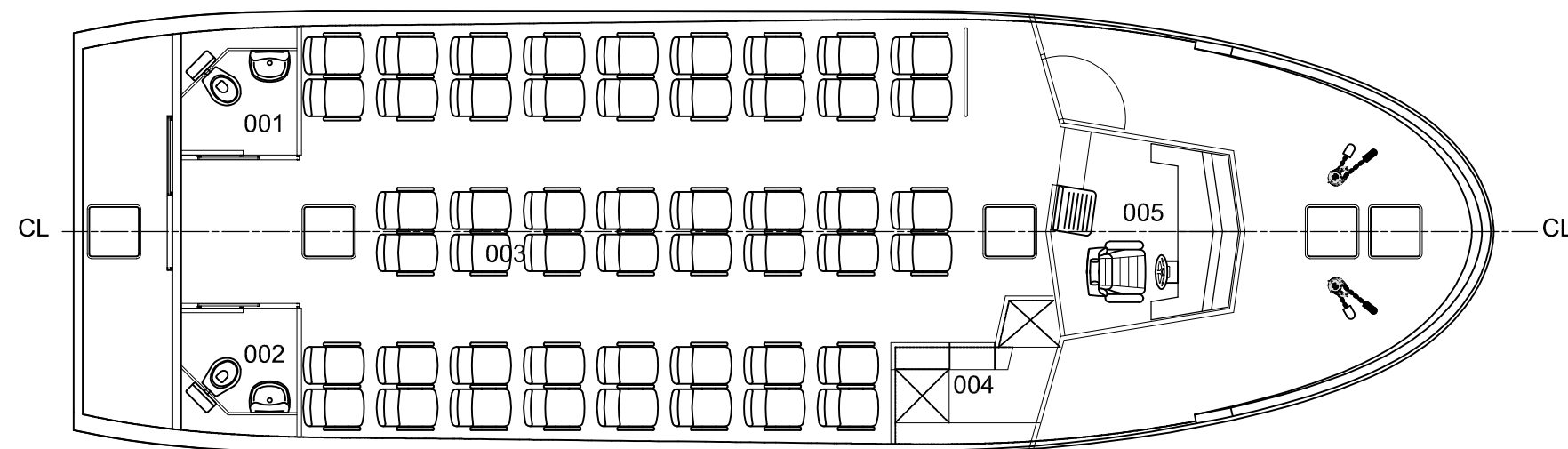
- 001 - TOILET LADIES
- 002 - TOILET GENTS
- 003 - SALON
- 004 - BAR
- 005 - WHEELHOUSE

BOTTOM

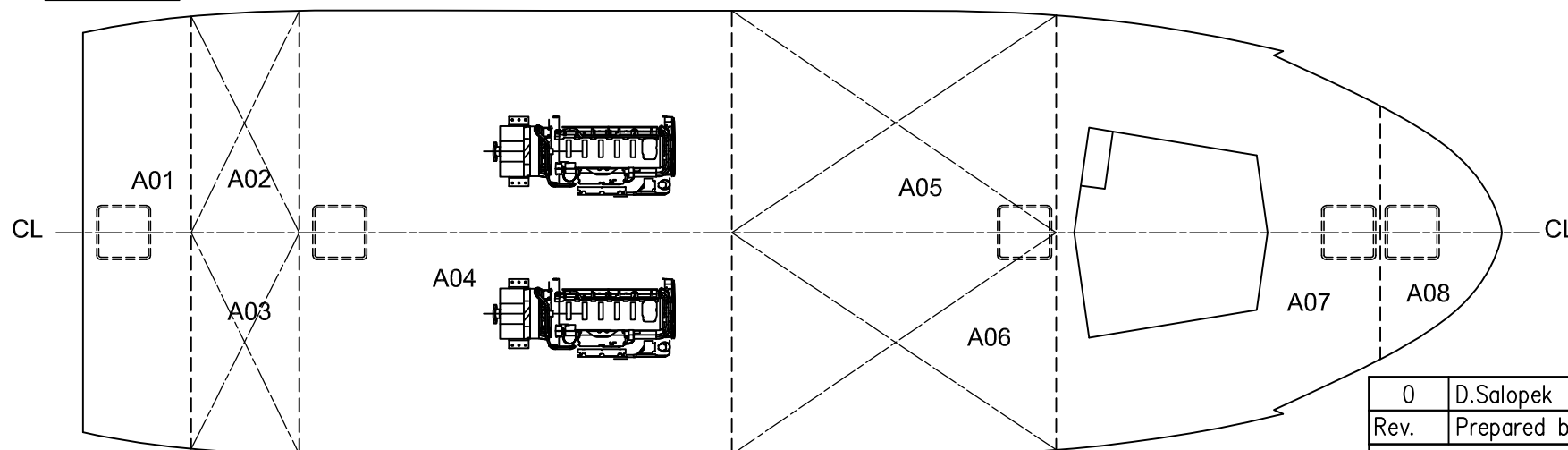
- A01 - AFT PEAK
- A02 - FUEL OIL TANK
- A03 - FUEL OIL TANK
- A04 - ENGINE ROOM
- A05 - FRESH WATER TANK
- A06 - FRESH WATER TANK
- A07 - DRY STORAGE
- A08 - FRONT PEAK

LOA = 16.15m
 LPP = 15.85m
 LWL = 15.77m
 BOA = 5.10m
 H = 4.49m
 D = 1.1m
 DISP. = 32t
 PAX. = 50
 CREW = 3
 POWER = 2 x 368kW @ 1800rpm

MAIN DECK



BOTTOM



0	D.Salopek	Issued for Customer	2014-12-02
Rev.	Prepared by	Description	Date
Customer	Brodosplit Holding d.d.	Project No.	0-PS001
Prepared by	D.Salopek, Nav.Arch. / I.Peko, M.Sc.	Date	2014-12-02
Copyright is owned by:	Marine and Energy Solutions DIV d.o.o. HR-10020 Zagreb, Froudeova 5 mes@divgroup.eu	Project	PB_16 PRELIMINARY DESIGN
Checked by	D.Salopek, Nav.Arch.	Date	2014-12-02
Approved by	M.Brić, Nav.Arch.	Date	2014-12-02
Sheet Name	--	Document No.	0-PS001-101-201
Scale	1:75	Customer reference	1
Document Name	GENERAL ARRANGEMENT	File	P-CS001-101-201_General arrangement.dwg
Sheets	1		

